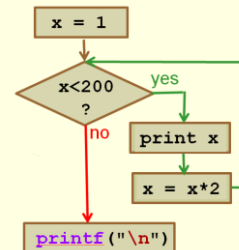


CS 241

Data Organization using C

Variables and Simple Loops

Instructor: **Joel Castellanos**
e-mail: joel@unm.edu
Web: <http://cs.unm.edu/~joel/>
Office: Farris Engineering Center, Room 2110



9/5/2019

1


Cannot Connect to moons.cs.unm.edu

If `moons.cs.unm.edu` does not work, try

`trucks.cs.unm.edu`

If neither works,

1. Make sure you are not doing something wrong.
2. Contact CS support:
 - e-mail: cssupport@cs.unm.edu
 - Help Desk - 277-3527



Distributed Computing: When the crash of a computer you've never heard of stops you from getting any work done.

2

2

Quiz: '=' Symbol

In The C programming language, the '=' symbol is most accurately read:

- a) "Equals"
- b) "Assign the value of the expression right side to the variable on the left."
- c) "Is equivalent to."
- d) "A mathematical symbol used to indicate equality."
- e) "A conditional symbol used to indicate equality."

3

3

Assignment Statement

x = y * 3 * (z + 1) ;

Expression

Assignment Operator

One and only one
Variable

~~**x + 1 = y ;**~~

4

4

Statements in C

```
1) #include <stdio.h>
2) void main(void) ← Function Definition
3) {
4)   int x; ← Variable Declaration Statement
5)
6)   int y = 7; ← Compound Statement:
   Variable Declaration & Assignment
7)
8)   x = 3 * (y + 1); ← Assignment Statement
9)
10)  printf("x=%d\n", x); ← Function Call
11) }
```

Output: `x=24`

5

5

Logical Operators

```
1) #include <stdio.h>
2) void main(void)
3) {
4)   int a = 5;
5)   int b = 2;
6)   int c = 7;
7)
8)   printf("%d\n", a + b < c);
9)   printf("%d\n", a + b == c);
10)  printf("%d\n", a - b == c);
11)  printf("%d\n", a - b != c);
12) }
```

Output:

```
0
1
0
1
```

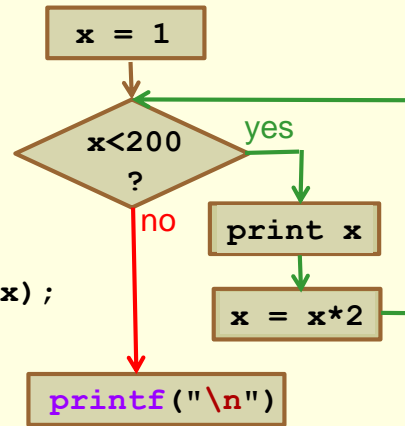
`==` **Equal to** Logical Operator
`!=` **Not Equal** Logical Operator

6

6

WHILE loop

```
1. #include <stdio.h>
2. void main(void)
3. {
4.     int x=1;
5.
6.     while (x<200)
7.     {
8.         printf("[%d] ", x);
9.         x = x * 2;
10.    }
11.    printf("\n");
12. }
```



[1] [2] [4] [8] [16] [32] [64] [128]

7

7

Quiz: FOR Loop

```
1) #include <stdio.h>
2) void main(void)
3) { float lower = 50;
4)   float upper = 75;
5)   float step = 15;
6)   float f;
7)
8)   for (f = lower; f <= upper; f = f + step)
9)   { printf("%4.1f\n", f);
10) }
11) }
```

What is the *last* number printed by the given C program?

- a) 45.0 b) 50.0 c) 60.0
d) 65.0 e) 75.0

8

8

FOR loop & WHILE loop

```
1. int i;
2. for (i=0; i<8; i++)
3. { printf("[%d: %d] ", i, i%4);
4. }
5. printf("\n");
6.
7. i=0;
8. while (i<8)
9. { printf("[%d: %d] ", i, i%4);
10. i++;
11. }
12. printf("\n");
```

```
[0: 0] [1: 1] [2: 2] [3: 3] [4: 0] [5: 1] [6: 2] [7: 3]
[0: 0] [1: 1] [2: 2] [3: 3] [4: 0] [5: 1] [6: 2] [7: 3]
```

9

9

Section 1.2: Fahrenheit to Celsius

```
1) #include <stdio.h>
2) void main(void)
3) {
4) float lower = 0;
5) float upper = 100;
6) float step = 20;
7)
8) float fahr = lower;
9) float celsius;
10) while (fahr <= upper)
11) { celsius = (5.0/9.0)*(fahr-32.0);
12) printf("%5.1f %6.1f\n", fahr, celsius);
13) fahr = fahr + step;
14) }
15) }
```

Output:

0.0	-17.8
20.0	-6.7
40.0	4.4
60.0	15.6
80.0	26.7
100.0	37.8

10

10

Quiz: Find the Syntax Error

```
1) #include <stdio.h>
2)
3) #define LOWER 0
4) #define UPPER = 300
5)
6) void main(void)
7) {
8)     int f = LOWER;
9)
10)    while (f <= UPPER)
11)    { printf("%d\n", f);
12)        f = f + 15;
13)    }
14) }
```

On which line will the gcc compiler on moons.cs.unm.edu (without using any options) report an error?

- a) line 3
- b) line 8
- c) line 9
- d) line 10
- e) line 11

11

11

Section 1.6: Arrays

Counts number of occurrences of each digit

```
int histogram[10];
void main(void)
{
    for (int i=0; i<10; i++) histogram[i]=0;

    char c = getchar();
    while (c != '\n')
    {
        if (c >='0' && c <='9') histogram[c-'0']++;
        c = getchar();
    }

    for (int i=0; i<10; i++)
    {
        printf("histogram[%d] = %d\n", i, histogram[i]);
    }
}
```

12

12