

CS-150L

Computing for Business Students

WebCT

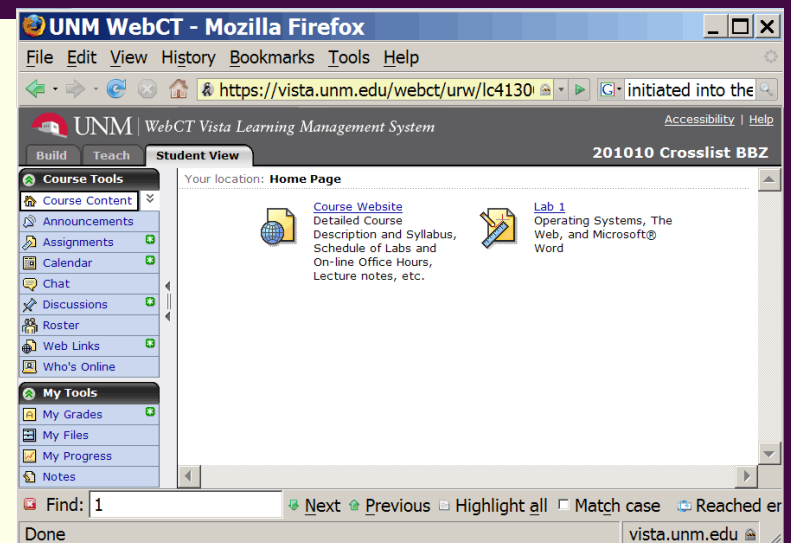
Instructor:

Matthew Barrick

e-mail: barrick@cs.unm.edu

www.cs.unm.edu/~barrick

Office: Farris Engineering
Center (FEC) room 106



6/9/10

Class Web Site & WebCT

Class Web Site (Public Access)

<http://cs.unm.edu/~joel/cs150/cs150.html>

- Syllabus
- Lab Section Schedule and Lab Instructor e-mail.
- Lab Assignments
- Lecture Notes

WebCT (Enrolled Students Only): <http://vista.unm.edu/>

- Assignment Drop-box
- Assignment discussions (blogs)
- Grades
- Lab Attendance

WebCT Login: <http://vista.unm.edu/>

- Internet Browser:
- Internet Explorer
 - Firefox
 - Safari,
 - ...

The screenshot shows a Mozilla Firefox browser window titled "WebCT Vista Home - Login - Mozilla Firefox". The address bar displays "https://vista.unm.edu/webct/entryPage". The page content includes the University of New Mexico logo and the text "WebCT Vista Learning Management System". Below this, there is a navigation menu with links for "Departments A-Z", "Directory", "FastInfo", and "myUNM". A large image shows hands typing on a keyboard next to a cup of coffee. On the left side, there is a "For Students" section with links for "How to Use WebCT", "Accessibility Support", "Online Programs and Courses", and "Online/Hybrid Class Registration". On the right side, there is a "Log On to WebCT Vista" section with a "NOTICE: New Digital Signature/Applet Message" and a login form with "NetID" and "Password" input fields and an "OK" button. Below the login form are links for "Check your Browser", "Common Problems", and "Password problems?".

UNM NetID

WebCT Login: <http://vista.unm.edu/>

UNM WebCT - Mozilla Firefox

File Edit View History Bookmarks Tools Help

https://vista.unm.edu/webct/urw/lc4130 initiated into the

UNM | WebCT Vista Learning Management System My Settings | Check Browser | Help | Log out

My WebCT Content Manager

Welcome. Joel Castellanos . Today is January 21. 2010 12:44 AM MST.

Calendar Day
You currently have no entries for today.

To Do List
You currently have no items.

My Grades
You currently have no new grades.

Campus Announcements
[WebCT Upgrade Information for Instructors](#)
[Course Preview Page](#)
[WebCT maintenance windows](#)

Course List

- [CS-150L-001 \(Spring 2010\)](#)
Section Instructor: Joel Castellanos
- [CS-150L-001 \(Spring 2009\)](#)
Section Instructor: Joel Castellanos
- [CS-241L-001 \(Spring 2010\)](#)
Section Instructor: Joel Castellanos
- [CS-241L-001 \(Spring 2009\)](#)
Data Organization
Section Instructor: Joel Castellanos

Campus Bookmarks
[CAPS Online Services](#)
[StudentInfo \(Help for Students\)](#)
[FastInfo \(Help for Faculty/Staff\)](#)
[IT Computer Pods](#)
[UNM University Libraries](#)
[UNM Branch/Special](#)

Personal Bookmarks
You currently have no bookmarks.

Who's Online
[CS-150L-001 \(Spring 2010\)](#) (17)
[CS-150L-001 \(Spring 2010\)](#)

Find: 1 Next Previous Highlight all Match case Reached end

Done vista.unm.edu

Course List

WebCT Login: <http://vista.unm.edu/>

UNM WebCT - Mozilla Firefox

File Edit View History Bookmarks Tools Help

https://vista.unm.edu/webct/urw/lc4130 initiated into the

UNM | WebCT Vista Learning Management System Accessibility | Help

Build Teach **Student View** 201010 Crosslist BBZ

Course Tools

- Course Content
- Announcements
- Assignments
- Calendar
- Chat
- Discussions
- Roster
- Web Links
- Who's Online

My Tools

- My Grades
- My Files
- My Progress
- Notes

Your location: **Home Page**

[Course Website](#)
Detailed Course Description and Syllabus, Schedule of Labs and On-line Office Hours, Lecture notes, etc.

[Lab 1](#)
Operating Systems, The Web, and Microsoft® Word

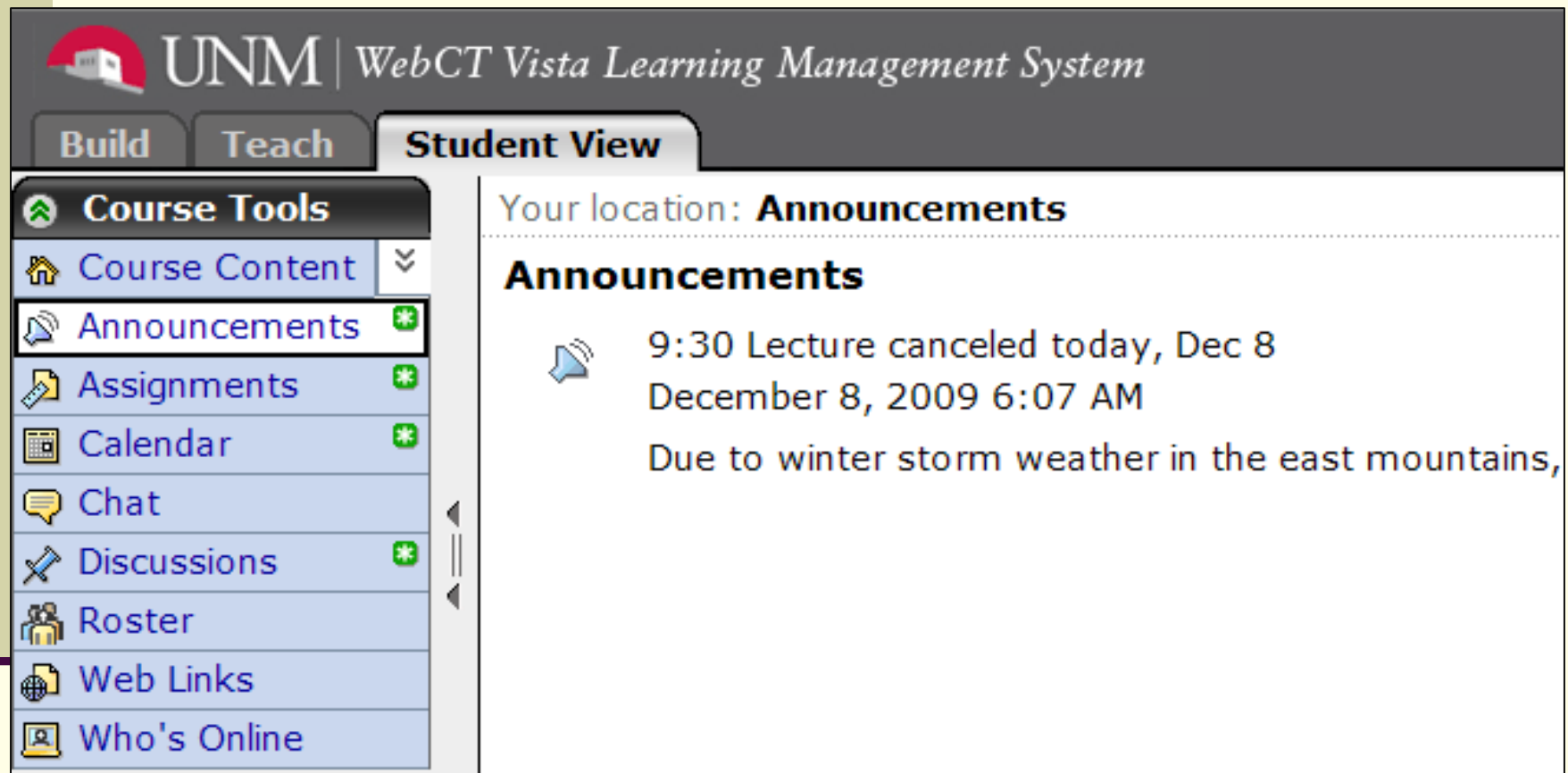
Click on Tabs:

- Calendar,
- Assignments,
- My Grades,
- My Files,
- ...

Find: 1 Done

Reached er unm.edu

WebCT Announcements



The screenshot displays the UNM WebCT Vista Learning Management System interface. At the top, the UNM logo and the text "UNM | WebCT Vista Learning Management System" are visible. Below this, there are three tabs: "Build", "Teach", and "Student View", with "Student View" being the active tab. On the left side, there is a "Course Tools" menu with the following items: "Course Content", "Announcements", "Assignments", "Calendar", "Chat", "Discussions", "Roster", "Web Links", and "Who's Online". The "Announcements" item is highlighted. The main content area on the right shows "Your location: Announcements" and a list of announcements. The first announcement is titled "9:30 Lecture canceled today, Dec 8" and includes the date and time "December 8, 2009 6:07 AM". The text of the announcement reads: "Due to winter storm weather in the east mountains,".

UNM | WebCT Vista Learning Management System


Build Teach **Student View**

Course Tools

- Course Content
- Announcements**
- Assignments
- Calendar
- Chat
- Discussions
- Roster
- Web Links
- Who's Online

Your location: **Announcements**

Announcements

-  9:30 Lecture canceled today, Dec 8
December 8, 2009 6:07 AM
Due to winter storm weather in the east mountains,

Always Verify WebCT Submissions

- When you attach your homework document into in WebCT, do not forget to click *Submit*.
- It is **your responsibility** to verify that your *submit* worked.
- After submitting, Exit WebCT.
- Log back in.
- Check that your file is are attached.
- Check that the contents of the submission are what you expect them to be.
 - Open and examine carefully.
 - Make sure you submitted the correct version.
 - Up until the assignment due date, you can take back your submission, and resubmit.



WebCT: Take Back Submission

UNM | WebCT Vista Learning Management System Accessibility | Help

Build Teach **Student View** 200880 Crosslist ATR

< Your location: [Home Page](#) > **View Submission**

Assignment Submission: Lab 2

Due Date: September 7, 2008 12:00 PM Status: Submitted on September 3, 2008 5:03 PM
Type: Work individually (Attempt #1)
Grading Criteria: Alphanumeric

Instructions:

Attachments [CS-150-Lab-02.pdf](#)

Submission:

asfsdfsfsf

Attachments None

OK

Take Submission Back to Inbox

Status: Submitted (Attempt #1)

Web CT Discussion

The screenshot displays the UNM WebCT Vista Learning Management System interface. At the top, the UNM logo and the text "UNM | WebCT Vista Learning Management System" are visible. Below this, there are three tabs: "Build", "Teach", and "Student View", with "Student View" being the active tab. On the left side, there is a vertical navigation menu with two main sections: "Course Tools" and "My Tools". The "Course Tools" section includes links for Course Content, Announcements, Assessments, Assignments, Calendar, Discussions (which is highlighted), Roster, and Web Links. The "My Tools" section includes links for My Grades, My Files, My Progress, and Notes. The main content area on the right shows the "Discussions" section. It starts with the text "Your location: Discussions" and a "Discussions" heading. Below the heading are two buttons: "Create Topic" and "Create Category". A grey bar indicates "All Topics (9 Messages)". The list of topics includes: "Lab 1 (8 Messages)", "Lab 2 (0 Messages)", "Lab 3 (0 Messages)", "Pre-lab questions (0 Messages)" with a sub-note "General comments not relating to a specific lab.", and "Exam 1 (1 Messages)". Each topic entry has a small icon of a document with a lock and a plus sign, and a checkbox to its left.

Good Question with Good Title

Subject: lab TA

Topic: Lab 1

Author: Lauren Liwski

Date: August 25, 2008 7:40 PM

Hello,

My lab TA is named Moe, I accidentally copied his email address wrong I think today during the lab and I was wondering if somebody could give me the correct address? Thanks!

Subject: Re:lab TA

Topic: Lab 1

Author: Roxanne Roessner

Date: August 26, 2008 6:18 PM

TA emails and lab schedules can be found on the class website: <http://cs.unm.edu/~joel/cs150/cs150.html>

It should be about the fourth link down!